




**Wir erstellen  
das Spiel Minustrio**

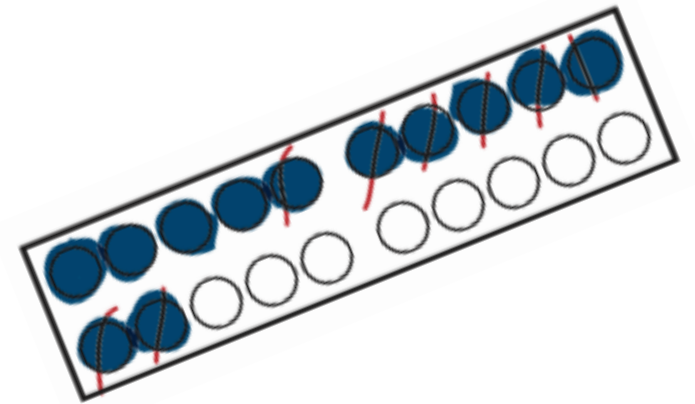
# Wir lernen die Spielkarten vom Minustrio kennen

 <p><u>Rechnaufgabe</u></p> <p><math>12 - 8 =</math></p>	 <p><u>Zwanzigerfeld</u></p> <p>○○○○○○○○○○ ○○○○○○○○○○</p>	 <p><u>Bild</u></p> <p></p>
---	---	--

# Wir erstellen selbst Spielkarten vom Minustrio



$$12 - 8 = 4$$



# Wir spielen mit dem Minustrio

The image shows three educational cards for subtraction, each featuring a small cartoon character and a thought bubble.

- Rechenaufgabe:** The thought bubble contains the numbers 1, 2, and 7. Below the character, the text "Rechenaufgabe" is underlined, followed by the equation  $6 - 2 = 4$ .
- Zwanzigerfeld:** The thought bubble contains a pencil and a minus sign. Below the character, the text "Zwanzigerfeld" is underlined. Below this is a 2x10 grid of circles. The top row has 6 blue circles, 2 blue circles with diagonal lines, and 2 empty circles. The bottom row has 10 empty circles.
- Bild:** The thought bubble contains a pencil and a minus sign. Below the character, the text "Bild" is underlined. Below this is a drawing of a bunch of carrots and a bunch of green beans.